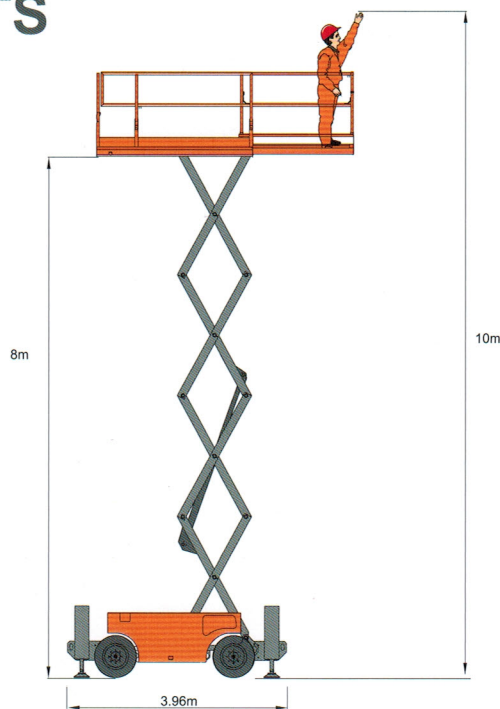
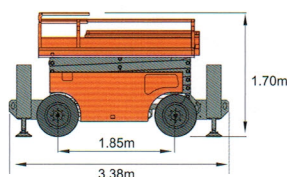
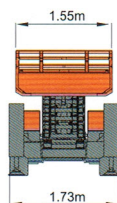


SELF-PROPELLED ROUGH-TERRAIN SCISSOR LIFTS

Summit

SC0817-AWD



	S.W.L	567kg/1250lb
	S.W.L on extension	136kg/300lb
	Maximum workers number	4

	Working height	10.0m/32ft9in
	Platform floor height	8.0m/26ft3in

	Overall length	3.38m/11ft1in
	Overall width	1.73m/5ft8in
	Overall height(Rails up)	2.32m/7ft7in
	Overall height(Rails down)	1.70m/5ft7in
	Platform size	2.51X1.55m/8ft2inx5ft1in
	Platform extension size	1.45m/4ft9in
	Ground clearance	0.19m/7in
	Wheelbase	1.85m/6ft0.8in
	Turning radius(Inside)	1.52m/4ft12in
	Turning radius(Outside)	3.68m/12ft0.8in

	Engine	D1105 18.6kw/2400rpm
--	---------------	----------------------

	Travel speed(Stowed)	6.1km/h
	Travel speed(Raised)	0.8km/h
	Up/Down speed	30/35sec

	Gradeability	35%
	Maximum working slope	2 - 3 °

	Hydraulic tank	62.5L
	Diesel tank	56.8L

	Tyres(foam- filled)	26in
--	----------------------------	------

	Weight	3580kg/7892lb
--	---------------	---------------

Standard equipment

- Proportional controls
- Self-lock gate on platform
- Drivable at full height
- Non marking tyres
- 4WD
- Automatic brakes system
- Swing-out engine tray
- Safety electric pump
- Emergency stop buttons
- Cylinder holding valve
- Onboard diagnostic system
- Tilt sensor with alarm
- Anti-restart engine protection
- All Motion Alarm
- Horn
- Hour meter
- Safety brackets
- Folding guardrails
- Extended platform
- Charger protection
- European III emission engine
- Flashing Beacon
- Automatic leveling hydraulic outriggers
- AC power on the platform
- Hydraulic oil cooler
- Non marking tyres

Options

- Platform work lights
- Airline to the platform
- Hydraulic generator

